


DRAWING NOTES:

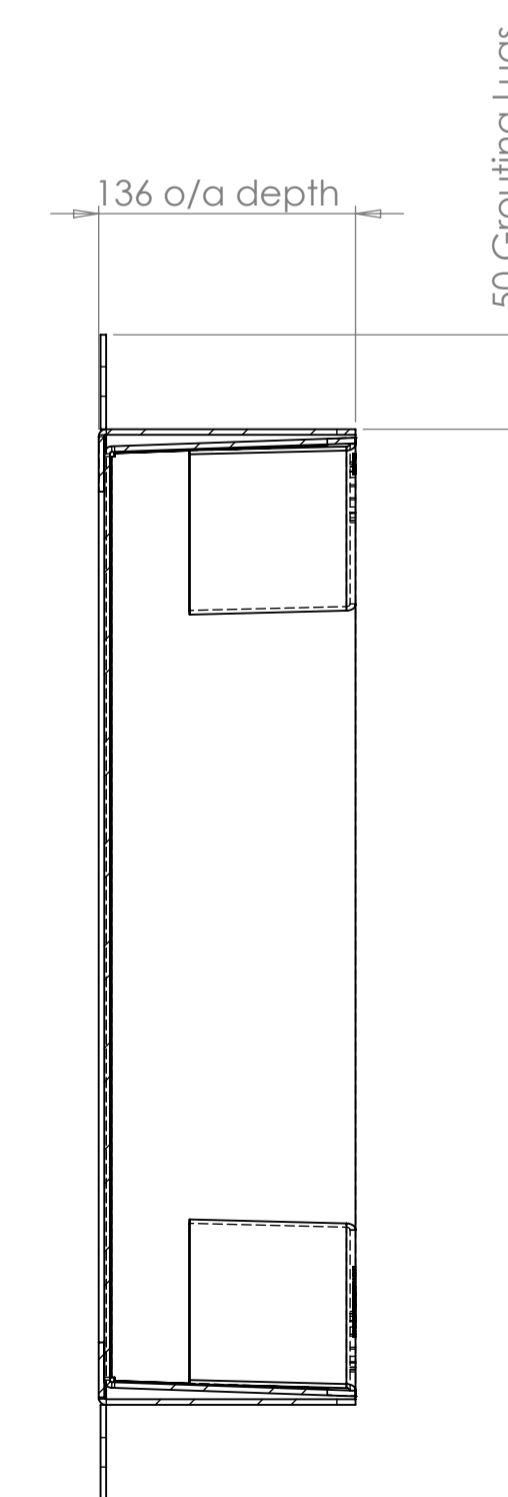
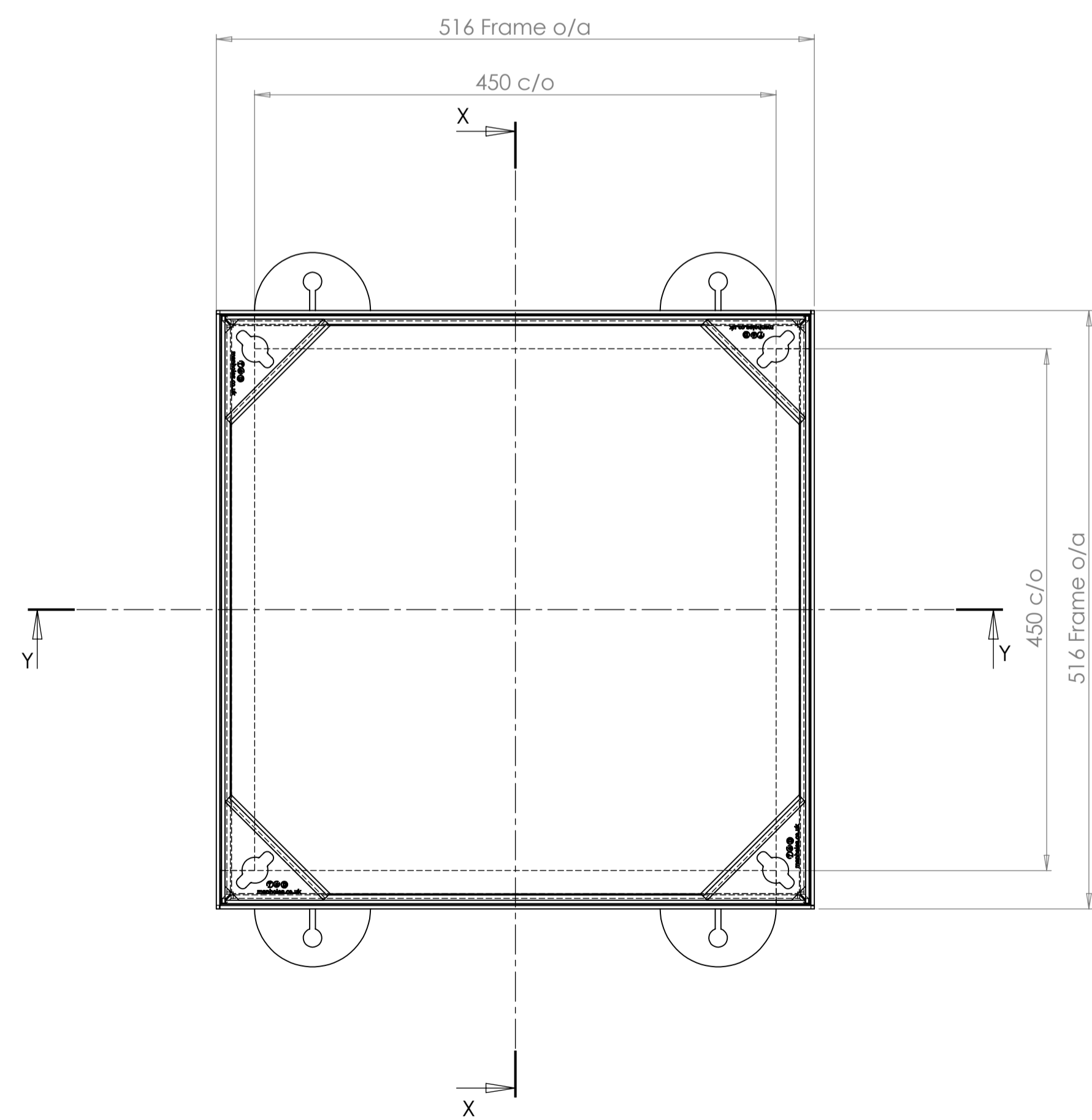
SECTION Y-Y
SCALE 1 : 4



WELD NOTES:

1. Minimum weld length 40mm at a 100mm spacings
2. Fully weld vertical sides of corner boss, part weld top surface of boss
3. For welds located on outside of rein start weld nearest to centre of cover & weld to end of reinforcing returning the end of the weld around to the other side

Manufacturing Tolerances		
No	Type	Value
1	Length	+/- 2 mm
2	Width	+/- 2 mm
3	Depth	+/- 1 mm
5	Seating faces	<= 2 mm
6	Squareness	<= 3 mm
7	Surface flatness	<= 3 mm



SECTION X-X
SCALE 1 : 4

REV: ALTERATIONS MADE: DRAWN: APP'D: DATE:

ALL DIMENSIONS IN MILLIMETERS - DO NOT SCALE



Fabweld Steel Products Ltd

Value and service for our customers through our people

Fabweld Steel Products Ltd Tel: 01952 581430
Units D11-D13 Court 2000 Fax: 01952 586141
Madeley, Telford, TF7 4JB www.manholes.co.uk

PART CODE:

Fpc0006656

450x450mm c/o/FAB PAVE™ S10/Galvanised Mild Steel/Unsealed/FACTA AAA/130mm in tray

DRAWN BY:	NR	REVISION:	0
APPROVAL REQUIRED:	YES		
APPROVED BY:	CW		
DATE:	01/03/2017		