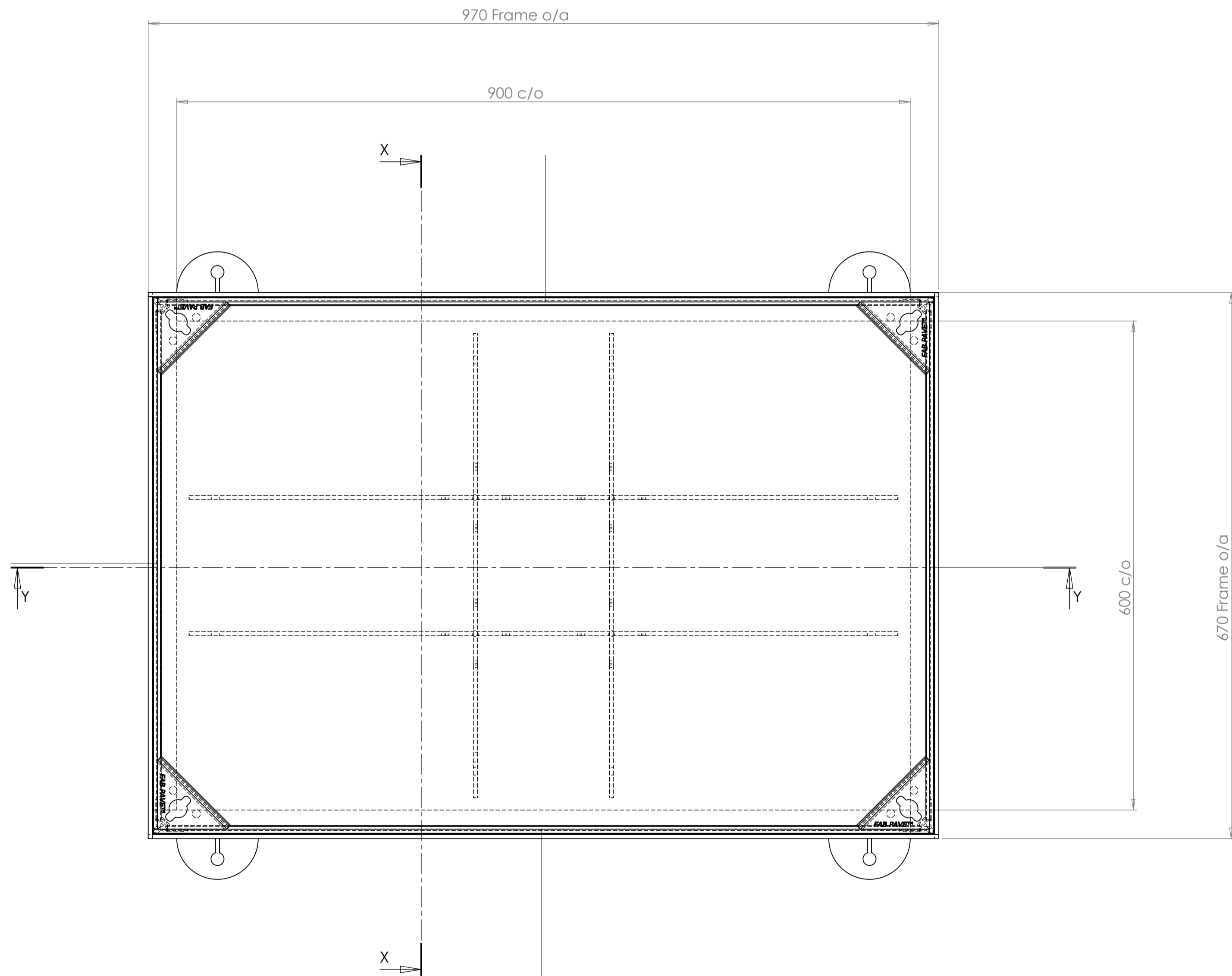
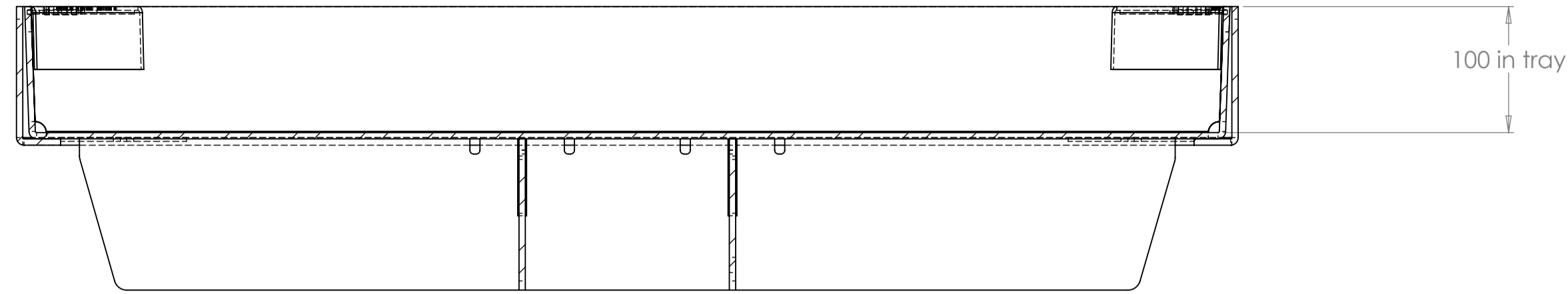
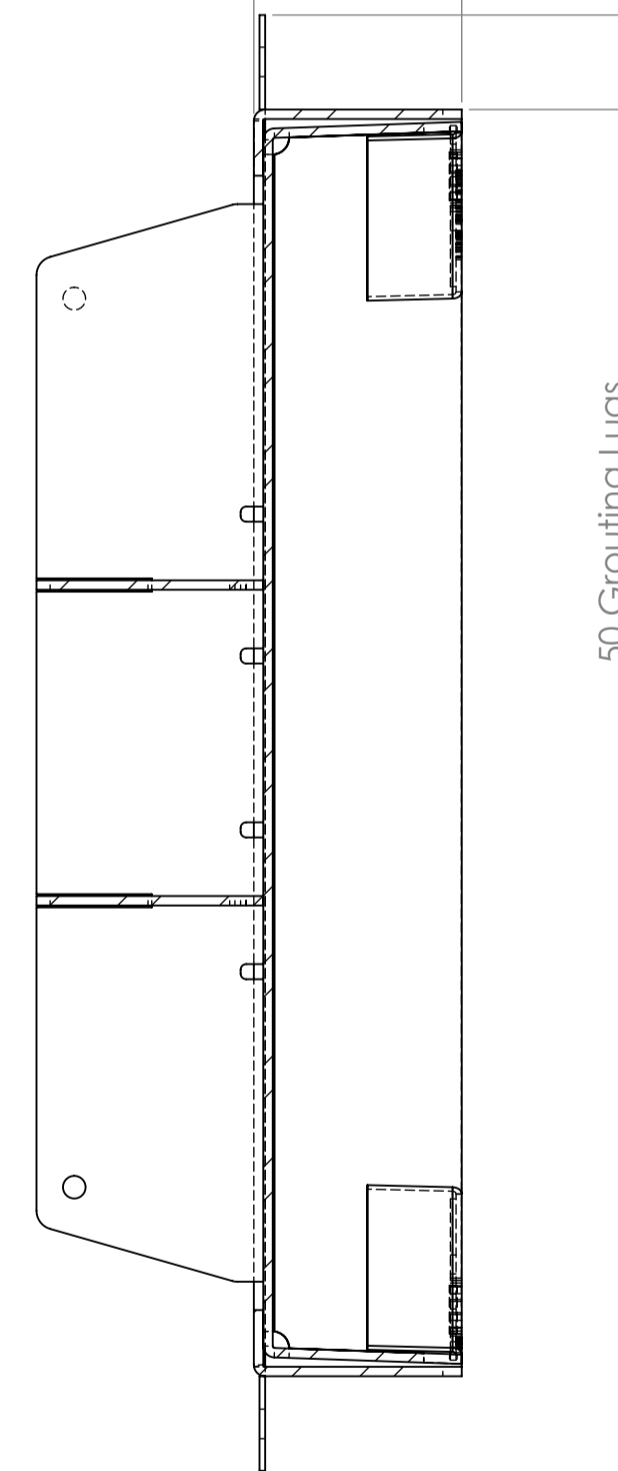


SECTION Y-Y  
SCALE 1 : 4



110 o/a depth



SECTION X-X  
SCALE 1 : 4

DRAWING NOTES:

WELD NOTES:

1. Minimum weld length 40mm at a 100mm spacings
2. Fully weld vertical sides of corner boss, do not weld the surface face off the boss or the tabs on the cover.
3. For welds located on outside of rein start weld nearest to centre of cover & weld to end of reinforcing returning the end of the weld around to the other side

Manufacturing Tolerances		
No	Type	Value
1	Length	+/- 2 mm
2	Width	+/- 2 mm
3	Depth	+/- 1 mm
5	Seating faces	<= 2 mm
6	Squareness	<= 3 mm
7	Surface flatness	<= 3 mm

REV: ALTERATIONS MADE: DRAWN: APP'D: DATE:

ALL DIMENSIONS IN MILIMETERS - DO NOT SCALE



**Fabweld Steel Products Ltd**

Value and service for our customers through our people

Fabweld Steel Products Ltd Tel: 01952 581430  
Units D11-D13 Court 2000 Fax: 01952 586141  
Madeley, Telford, TF7 4JB www.manholes.co.uk

PART CODE: **RBP0003423**

PART DESCRIPTION:  
900x600mm c/o Block Pavior/Galvanised Mild Steel/Extra Heavy Duty/100mm in tray

DRAWN BY:	DB	REVISION:  <b>0</b>
APPROVAL REQUIRED:	YES	
APPROVED BY:	CW	
DATE:	26-Jun-18	